

72 ft 2026 Marlow Explorer 62E-CB, SEA SMOKE

US\$4,095,000

Fort Lauderdale, Florida, United States



Boat Details

Make:	Marlow	Hull Material:	Composite	Max Speed:	27 kn
Model:	Explorer 62E-CB	Beam:	19 ft 6 in		
Year:	2026	Boat Location:	Fort Lauderdale, Florida, United States		
Length:	72 ft 1 in	Name:	SEA SMOKE		
Price:	US\$4,095,000	Guest Cabins:	3		
Condition:	Used	Guest Heads:	3		
Class:	Motor Yacht	Fuel Type:	Diesel		



Marlow Sales Department | Marlow Marine Sales, Inc.
 Marlow Marine Sales, Inc., Snead Island, Florida, United States
 Tel: +1 (941) 729-3370 Fax: 941-729-4955
 sales@marlowmarine.com

Description

“Sea Smoke” is a truly striking yacht whose commanding presence immediately reflects the pedigree, seaworthiness, and thoughtful engineering for which the Marlow Explorer series is renowned. Her high bulwarks, elegant low-maintenance metallic copper-painted cap rails, signature “Moondust” nonskid decking, and recessed cleats integrated into the bulwarks combine both beauty and functionality, creating a yacht designed for safe and confident movement underway in all conditions.

Information & Features

Caterpillar C-18 (Engine 1)

Engine Type:	Inboard	Power:	1150 hp
Fuel Type:	Diesel		
Engine Hours:	200		

Caterpillar C-18 (Engine 2)

Engine Type:	Inboard	Power:	1150 hp
Fuel Type:	Diesel		
Engine Hours:	200		

Dimensions

LOA:	72 ft 1 in
Beam:	19 ft 6 in

Weights

Displacement:	91,200 lb
---------------	------------------

Speed

Cruising Speed:	21 kn
Max Speed:	27 kn

Tanks

Fuel:	2,000 gal
Fresh Water:	370 gal
Holding:	150 gal

Accommodations

Guest Cabins:	3
Guest Heads:	3

Deck/Hull Equipment

- Moondust nonskid decking
- Brown Sugar Metallic painted cap rails
- Oyster white hull and superstructure
- Upgraded oval stainless steel exterior hardware package
- Upgraded stainless steel rails
- Upgraded Forward boarding doors on both sides of the Portuguese bridge
- 300' of chain on the starboard anchor
- (2) 50A shore power cable master's on the stern, and 50A shore power inlet on bow
- (2) 50A Hubbel Boosting Transformers
- (4) White Lumishore underwater lights
- Extended bridge and boat deck hardtops
- Upgraded LED lighting package
- (5) stainless steel N rails and (2) pop up cleats on swim platform
- Upgraded Sunbrella exterior fabrics
- Marquip boarding ladder
- Large U-shaped bow seating with table and built in storage
- Laminated heat-tempered double pane glass windows with hurricane film for offshore use
- Common drain system from bow to stern to keep decks clear and dry
- Fresh and rawwater wash downs at both bow and stern
- Lewmar V6 Vertical windlass

Salon

Upon entering the salon, guests are immediately welcomed by the warmth and elegance of the hand-crafted high-gloss teak joinery, teak-and-holly sole, and beautifully customized teak cabinetry that define the refined interior of "Sea Smoke." To starboard, a spacious L-shaped settee with integrated lift-up storage provides a comfortable and inviting lounge area, ideally positioned for viewing the 50-inch Samsung television located aft to port. On the port side, two comfortable lounge chairs accompany a freestanding teak cabinet, creating an intimate conversational setting while complementing the salon's sophisticated design aesthetic. Centered within the salon is a stunning high-gloss teak table, accompanied by two cleverly concealed pull-out footstools featuring built-in storage. The overall arrangement creates a luxurious yet highly functional living space, perfect for relaxed onboard living.

- High gloss teak and holly floors
- Subzero UC-24 fridge and ice maker (forward port bar)
- 24" Subzero wine cooler (port aft corner)
- 50" Samsung TV
- Custom high gloss teak table with foot stools and storage
- Dual opening aft doors
- Custom bottle storage forward
- Sonos integrated audio

Pilothouse

Forward in the pilothouse is the yacht's primary dining and social gathering area, a combination of comfort, functionality, and exceptional visibility. A large U-shaped settee surrounds a beautifully crafted teak table, creating an inviting space for casual dining, entertaining, or relaxation while enjoying panoramic views underway.

Watertight pilothouse doors to port and starboard provide convenient access to the side decks during docking operations while also allowing excellent natural ventilation. From the pilothouse, steps lead below to the owner and guest accommodations, while a separate staircase provides access upward to the fully enclosed command bridge.

- Watertight Pilothouse doors
- Fusion Stereo
- 2 Ocean Air open hatches with screens
- U shaped settee with high gloss teak table
- Built in storage

Galley

The galley aboard "Sea Smoke" is both beautifully appointed and exceptionally functional, featuring stunning U-shaped "Cream Marfil" stone countertops complemented by premium stainless-steel appliances designed to satisfy even the most discerning chef. The galley offers abundant workspace, excellent storage, and refined finishes throughout. High-end appliances include dual sets of Sub-Zero refrigerator and freezer drawers, a Wolf cooktop, convection microwave oven, Fisher & Paykel dishwasher, integrated range hood, and a built-in trash receptacle.

- Sky light by forward galley windows providing natural lighting below
- Upgraded Wolf cooktop
- Wolf convection oven
- Sharp stainless convection microwave
- (2) Subzero 30" stainless steel combo Fridge/freezer units under counter with two drawers each
- Fisher Paykel stainless steel dishwasher
- Built in trash can in forward starboard galley
- Wolf built in vent hood
- Upgraded Elkay sink

Companionway

- Storage locker in outboard stairwell
- Custom XL deck hatches
- Custom storage locker w/adjustable shelves (forward of MSR door)

Master Stateroom

The full-beam master stateroom aboard “Sea Smoke” is a luxurious private retreat, thoughtfully designed to provide exceptional comfort and functionality for extended cruising. Upon entering, guests are welcomed by a king-size centerline berth flanked by beautifully crafted satin teak chests of drawers. This specially designed oversized master suite features a spacious custom en suite head to starboard and a generous walk-in wardrobe to port. A unique pass-through arrangement provides direct access to the vessel’s mudroom and engine room, offering owners exceptional convenience and ease of movement throughout the yacht.

Quiet chilled-water air conditioning delivers gentle, efficient climate control throughout the suite, ensuring a relaxing onboard environment in all conditions. Rich high-gloss teak-and-holly flooring, beautifully finished teak bulkheads, upgraded headliners, contemporary wall treatments, and modernized gelcoat finishes in the head combine to create a refined and sophisticated ambiance. The result is a master suite that feels remarkably spacious, luxurious, and ideally suited for long-term living aboard.

- King size berth with storage drawers beneath
- Cedar lined hanging lockers
- Chilled water A/C system
- Upgraded teak shiplap hull sides
- Curved chest of drawers on both sides with hanging lockers fore and aft
- Walk in closet on port side with full length mirror on door
- TV to forward port
- Tank level indicator for black water tank
- Built in cabinet under forward stairwell
- Custom teak paneling on headboard
- High gloss teak and holly sole
- Large head with oversized shower and stone floor
- Grohe fixtures
- Owner Safe
- Custom pass through from Master to Engine Room
- Upgraded LED lighting package
- Dometic Master Flush Toilet
- Fusion Stereo

MSR Passthrough

- Side by side washer/dryer to port with built in storage for detergents
- GE Deep freezer with lift up lid
- Full height storage locker forward of the freezer

VIP Stateroom

Positioned forward for maximum privacy and comfort, the VIP stateroom aboard “Sea Smoke” offers inviting guest accommodations with the refined fit and finish expected of a premium Marlow Explorer. The stateroom features a centerline walk-around queen berth with convenient overhead storage. With a private en suite head with an oversized stall shower, independent air-conditioning, and entertainment controls, guests can tailor the environment to their personal preferences, ensuring a relaxing onboard experience whether underway or at anchor.

- TV to starboard
- Dometic digital air conditioning control
- Cedar lined lockers
- Large en-suite head and shower
- Upgraded teak shiplap hull sides
- Built in overhead storage shelves
- Drawer storage under berth
- Upgraded LED lighting package
- Dometic Master Flush Toilet
- Fusion Stereo

Starboard Guest

The thoughtfully designed starboard guest stateroom features generously sized over-under bunks that provide comfortable accommodations for family members and guests. An en suite head enhances privacy and convenience, making the space exceptionally versatile. Ample storage is incorporated throughout the cabin, including a large hanging locker aft and additional built-in storage beneath the bunks, reflecting the intelligent space utilization and craftsmanship synonymous with the Marlow design philosophy.

- Oversized stacked bunks
- Flat screen TV
- Cedar lined hanging locker
- En suite head
- Upgraded teak shiplap hull sides
- Storage drawers
- High gloss teak and holly flooring
- Upgraded LED lighting package
- Dometic Master Flush Toilet
- Fusion Stereo

Engine Room/Mechanical

The full-height stand-up engine room aboard “Sea Smoke” is exceptionally spacious and thoughtfully engineered, providing outstanding access to all major equipment, systems, and both outboard sides of the engines for simplified maintenance and inspection. LED overhead lighting and climate-controlled ventilation create a comfortable and highly functional workspace, while twin upgraded Kohler 21.5kW generators deliver reliable redundant power for extended cruising independence.

Access to the engine room and crew area is exceptionally versatile, with three separate entry points designed for convenience in all conditions. A hydraulically actuated hatch integrated into the cockpit settee serves as the secure “at-sea” access, while a large transom door opens directly to the beach club for easy handling of watersports and dockside equipment. An additional interior pass-through aft of the master stateroom allows seamless movement throughout the vessel and convenient owner access to the machinery space.

- Twin 1150 hp C-18 CAT Diesel Engines (Hours?)
- Twin Velocijet Strut Keels, protect propellers from grounding and provide excellent tracking abilities and efficiency
- Naiad 252 stabilizer fins
- Upgraded proportional Sidepower 20HP 48V Bow and Stern Thrusters
- Engine synchronizer
- 24 volt exhaust fans (2 intake 2 exhaust)
- High water/temperature/exhaust alarms
- Racor Dual crossover fuel filtration system on engines and generators with vacuum gauges
- Oil change system
- Electronic controls at all stations
- Color coded piping
- 950Gal/day Watermaker
- Dual (redundant) Sea Chests for all raw water inlets
- Air conditioning in engine room and crew quarters
- Chilled water reverse cycle air conditioning throughout
- AGM batteries
- 5 blade S class Nibral props
- Extensive noise insulation
- Stainless steel water heater
- (2) Charles Isoboost Power Conditioner
- Backup freshwater pump and A/C chilled water pumps.
- Lewmar V6 Vertical windlass
- 1600lb telescopic rotating Davit

Command Bridge

The fully enclosed command bridge aboard “Sea Smoke” is a climate-controlled, all-weather helm offering panoramic visibility and exceptional comfort underway, making it the preferred space for guests while cruising. Designed as both an operating station and elevated living area, it also serves as a private retreat, office space, or entertainment lounge separate from the main deck. Well-equipped for extended time aboard, the bridge includes a refrigerator, sink, grill, and nearby day head.

At the helm, twin powder-coated Lebroc helm chairs face a comprehensive Garmin electronics suite. A spacious settee with sliding high-gloss teak table to starboard provides a comfortable dining and social space. Accessed via interior pilothouse stairs or the aft cockpit, the command bridge combines excellent visibility, thoughtful amenities, and generous seating and storage to create a versatile upper-level living space ideal for both cruising and entertaining.

- Garmin GPSMAP 9219 MFD
- Garmin Fantom 54 Radar
- Garmin GSD 25 Depth Sounder
- Garmin Reactor 40 Autopilot
- AIRMAR DST Transducer
- Subzero 24” refrigerator
- (2) overhead opening hatches w/ ocean air shades
- Large opening aft window
- Day head with nonskid flooring and deck drain
- Kenyon double Texan grill
- Ritchie Compass
- (2) Powder coated Lebroc helm chairs
- Bow and Stern thruster controls
- CAT digital engine monitors
- Stabilizer control
- Engine synchronizer
- Windlass control
- CAT engine electronic displays
- Fuel and water tank monitor
- Trim Tabs
- Dockmate TWIST wireless controller
- Dometic chiller master controller
- Folding electronics mast
- Fusion Stereo

Upper Aft Deck

- Kenyon Double Texan Grill
- 1600lb Airtex telescoping davit mounted centerline so tender can be launched from either side
- Zodiac OPEN 4.2 w/ Yamaha 50HP outboard motor
- FRP storage cabinet with sink
- Port side pop out wing station

Cockpit

The cockpit aboard “Sea Smoke” features an extended hardtop for shade and protection, durable nonskid decking, and upgraded wing doors that enhance both safety and comfort while underway.

A centerline seating arrangement with an FRP table creates an inviting setting for al fresco dining and relaxed outdoor entertainment. Forward to starboard, a dedicated control station housed within a molded cabinet provides convenient docking capability, with integrated engine controls as well as bow and stern thruster operation for precise maneuvering in close quarters.

- Custom Dinette with high gloss oyster white FRP table
- Secondary Engine room/beach club access under cockpit settee
- Twin stairs leading to swim platform
- Side boarding gates
- Upgraded wing doors
- Fusion Stereo
- Upgraded sunbrella fabric on the settee
- Extended boat deck hardtop

Beach Club

- Lazarette/garage storage area aft w/ access to components
- Wet head with stainless sink
- U-line refrigerator
- Full size bunk to port, starboard side storage area w/ inflatable mattress when needed
- TV in the port aft cabinet

Electrical/Navigation Equipment

- Garmin GPSMAP 9219 MFD
- Garmin Fantom 54 Radar
- Garmin GSD 25 Depth Sounder
- Garmin Reactor 40 Autopilot
- AIRMAR DST Transducer
- (2) 50A Hubbel Boosting Transformers
- Charles Iso Boost Power conditioners
- Upgraded Twin 21.5kW Kohler generators
- (2) 50A Glendinning cable masters in stern and 1 50A bow inlets
- AGM no maintenance batteries
- Electrical bonding system
- Upgraded LED lighting package
- AC/DC distribution panel w/magnetic circuit breakers in salon
- AC and DC voltage meters on overhead helm panel
- Battery parallel switches
- 24 Volt battery charger
- Fusion Stereo system
- 48V 20hp Sidepower proportional Thrusters
- Starlink

Exclusions

Owners Personal Belongings.

Disclaimer

The Company offers the details of this vessel in good faith but cannot guarantee or warrant the accuracy of this information nor warrant the condition of the vessel. A buyer should instruct his agents, or his surveyors, to investigate such details as the buyer desires validated. This vessel is offered subject to prior sale, price change, or withdrawal without notice.



Cockpit Looking Port



Cockpit Looking Starboard



Cockpit Facing Aft



Control Center Aft Deck



Starboard Salon Settee



Salon Facing Forward



Salon Facing Port




Galley Forward Starboard



Galley Fwd Stbd



U-Shaped Dinette Facing Fwd



Stairs to Companionway



Companionway Facing Port



Companionway Facing Aft



Companionway Stbd



Stbd Guest Bunkroom Facing Aft



Guest Bunkroom Facing Stbd



Guest Head Facing Stbd



VIP Facing Fwd



VIP Facing Stbd



VIP Head Facing Port



MSR Facing Aft



MSR Facing Stbd



MSR Walk In Closet



MSR Closet Storage



MSR Closet Hanging Rack and Portlight



MSR Chest of Drawers



MSR Head Facing Aft



MSR Head Facing Port



MSR Head Facing Stbd



MSR Passthrough



Mudroom



Deep Freezer



Full Size Washer and Dryer



Engine Room Facing Port Aft



Engine Room Facing Fwd



Port Generator




Stbd Generator



Engine Room Facing Port



Engine Room Facing Stbd



Crew Head




Beachclub Facing Stbd



Beachclub Facing Stbd Fwd



Beachclub Facing Port




Crew Head Facing Fwd



Lazarette Facing Fwd



Lazarette Facing Stbd



Lazarette Facing Port



Lazarette Facing Aft



Transom Garage Door Facing Fwd



Stbd Walkway Facing Aft



Stbd Walkway Facing Fwd



Command Bridge Fwd Stbd




CB Helm Electronics



CB Helm Facing Fwd



CB Settee Facing Stbd



Dockmate Wireless Controller




Helm Facing Port



Helm Facing Stbd



Upper Aft Deck Grill/Sink Facing Fwd



Cockpit Head



Cockpit Head Facing Port



Tender



Davit



Bow Facing Fwd



Bow Facing Aft



Port Profile



Fwd Stbd Profile



Stbd Aft Profile