

# 72 ft 2022 Marlow Explorer 62E, ANOTHER BUBBLE

**US\$3,495,000**

Punta Gorda, Florida, United States



## Boat Details

Make:	<b>Marlow</b>	Hull Material:	<b>Composite</b>
Model:	<b>Explorer 62E</b>	Beam:	<b>19 ft 6 in</b>
Year:	<b>2022</b>	Boat Location:	<b>Punta Gorda, Florida, United States</b>
Length:	<b>72 ft 1 in</b>	Name:	<b>ANOTHER BUBBLE</b>
Price:	<b>US\$3,495,000</b>	Fuel Type:	<b>Diesel</b>
Condition:	<b>Used</b>	Max Speed:	<b>26 kn</b>
Class:	<b>Motor Yacht</b>		



**Marlow Sales Department | Marlow Marine Sales, Inc.**  
Marlow Marine Sales, Inc., Snead Island, Florida, United States  
Tel: +1 (941) 729-3370 Fax: 941-729-4955  
sales@marlowmarine.com

## Description

Since its introduction, the 62E Marlow Explorer has stood among the most sought-after yachts in its class, admired for its timeless design, meticulous craftsmanship, and commanding presence. *Another Bubble* is an exceptionally well-appointed 62E Semi-Enclosed Bridge, enhanced with upgraded hard side windows and a versatile layout that adapts seamlessly from the shallow waters of the Bahamas to extended cruising in complete comfort. Exemplifying the safety, performance, and offshore capability synonymous with Marlow Yachts, *Another Bubble* is a compelling expression of the brand's enduring excellence.

## Information & Features

### Caterpillar C18 (Engine 1)

Engine Type:	<b>Inboard</b>	Power:	<b>1150 hp</b>
Fuel Type:	<b>Diesel</b>		
Engine Hours:	<b>700</b>		

### Caterpillar C18 (Engine 2)

Engine Type:	<b>Inboard</b>	Power:	<b>1150 hp</b>
Fuel Type:	<b>Diesel</b>		
Engine Hours:	<b>700</b>		

### Dimensions

LOA:	<b>72 ft 1 in</b>
Beam:	<b>19 ft 6 in</b>
Min Draft:	<b>4 ft 10 in</b>

### Weights

Displacement:	<b>91,200 lb</b>
---------------	------------------

### Speed

Cruising Speed:	<b>22 kn</b>
Max Speed:	<b>26 kn</b>

### Tanks

Fuel:	<b>2,000 gal</b>
Fresh Water:	<b>370 gal</b>
Holding:	<b>150 gal</b>

## Salon

The salon is entered from the aft deck through robust, multifunctional double doors that can be fully opened to create a seamless indoor-outdoor living space. Inside, classic teak and holly flooring sets a warm, elegant tone, beautifully complemented by matching teak joinery throughout. To starboard, a spacious settee offers generous seating with abundant storage beneath and outboard. Opposite, to port, are two comfortable freestanding chairs, creating an inviting conversation area.

Aft to starboard, a substantial storage unit is topped with a rich teak countertop, while the aft port corner features additional cabinetry, counterspace, and custom windows that frame panoramic water views. Just forward on the port side, a well-appointed bar area includes a refrigerator with ice maker, sink, and under-counter bottle storage, ideal for entertaining. Anchoring the space is a custom-built teak coffee table, adding both function and craftsmanship.

Forward, a 50-inch Samsung LED TV is discreetly concealed behind a tambour door, flanked by glass-front storage cabinets with teak frames, completing a salon that is as practical as it is refined.

- Sub-Zero beverage center with icemaker
- Sink
- Teak blinds
- Teak countertop (salon bar)
- 50" Samsung LED TV
- Bose Home Theatre System
- LED lighting package
- Custom high gloss teak table with built in storage and stool
- Ocean Air fly roller screens on door

## Galley/Dining

Just forward of the salon, a short set of steps leads to the galley and dining area. The galley is thoughtfully designed to satisfy even the most discerning chef, featuring premium appliances, expansive Caesarstone countertops, and abundant storage throughout.

Immediately forward, a spacious U-shaped dinette provides comfortable seating around a generous table, with additional storage neatly integrated beneath the seats. Surrounded by 360-degree views, this elevated dining space offers a bright, open atmosphere, perfect for enjoying meals while taking in the scenery.

- (3) 30" Subzero refrigerator Drawers
- (1) Subzero Freezer Drawer
- Wolf Induction Cooktop
- GE Advantium Oven
- Disposal at sink
- Large Kohler Double Sink
- Teak blinds
- Upgraded Ultraleather seating
- Ocean Air overhead screens
- Ocean Air fly roller screens on pilothouse doors

## Deck/Cockpit

Boarding *Another Bubble* is effortless, whether from the swim platform or via one of two boarding gates located on either side of the cockpit, and along the forward side decks at the Portuguese bridge. From the swim platform, the wide transom immediately stands out, featuring an access door to the beach club and engine room, and twin stairways leading up to the cockpit.

The cockpit is designed for both relaxation and functionality, offering a generous seating area centered around a beautifully varnished teak table, securely mounted for al fresco dining. In the forward starboard corner, you'll find ample storage, along with an electric grill, ice maker, and a convenient docking station equipped with throttle controls and both bow and stern thruster controls for precision maneuvering.

To port, a staircase leads to the upper aft deck, with a cleverly integrated storage locker beneath.

This space also provides access to the crew quarters and engine room, either through the aft deck garage door opening into the beach club or via a powered lift hatch for easy entry while underway, delivering a thoughtful blend of accessibility and smart design.

- Teak Decks in cockpit and Moondust nonskid forward
- Electric Grill
- Ice machine
- Docking Station
- Upgraded oval exterior stainless hardware package
- N-rails on swim platform
- Upgraded faux finish teak painted exterior "Varnished looking" cap rail with Stainless Steel Handrail
- Wing doors
- Sunbrella exterior fabric upgrade
- Custom extended hardtop to cover the cockpit seating
- Flag Blue Awlgrip painted hull and Painted Oyster White superstructure

## Engine / Mechanical

The stand-up engine room aboard *Another Bubble* is thoughtfully engineered for ease of access, with all major systems within reach for straightforward service and maintenance, an ideal setup for owner-operators. By positioning the fuel tank forward of the machinery space, the full beam is utilized for optimal equipment layout, enhancing both accessibility and functionality.

A hallmark of the design is the twin sea chest system, supplying all raw water through redundant, cross-plumbed intakes. This approach significantly improves reliability and serviceability over conventional multiple through-hull inlets, aligning with practices commonly found on high-end mega yachts, commercial vessels, and military craft.

Power and onboard comfort are equally well considered. Twin upgraded 21.5kW Onan generators, housed in custom sound shields, provide fully redundant electrical capability. Each unit is capable of independently supporting the vessel's entire load. Dual chillers, also located within this insulated machinery space, minimize noise intrusion for quiet operation throughout the yacht. The Naiad stabilizer hydraulic system is likewise installed here, contributing to enhanced comfort underway.

The centrally located fuel tank, positioned at the vessel's center of gravity, eliminates the need for fuel management to maintain trim or balance. All supply and return valves can remain open during normal operation, simplifying system management. Fuel levels are easily monitored via a sight tube mounted on the forward section of the tank, offering quick and convenient visual reference.

A separate pump room is located below the companionway. This space contains fresh water and drinking water filters and pumps, as well as a redundant water pump and water distribution manifold.

- Twin Caterpillar C18 1150 HP engines (700 hours)
- Twin 21.5kW Onan generators in custom sound shields (750 hours)
- Yacht Controller
- 950 GPD Bluewater desalinators
- Outback inverter and charger
- 24V 60AMP Charger
- 12V 40AMP Charger
- Two Isolation transformers
- Lewmar Bow Thruster (20HP)
- Lewmar Stern Thruster (20HP)
- 2 Forward 50 Amp Shore Power inlets and 2 Aft 50 Amp Shore Power cords with Glendenning Cable masters
- Backlighted electrical Panels
- Carbon Monoxide detectors in all berthing spaces
- Two Cross-Connected Sea Chest Sea Water Intakes with cleanouts
- FRP Fuel Tank (2000 gallons) with sump and cleanout
- Fuel Manifold and proprietary Sight Gauge
- Dual Racor fuel filters with pressure gages for each engine and generator
- Fire Suppressant System
- Engine Room Lead/Foam Sound and Heat Insulation System
- High Volume Engine Room Air Blowers
- Color Coded Piping as standard
- Finished painted bilges
- Oil change system
- LED Engine Room Lighting
- Common Drainage System from Bow to Stern collects deck drain, scupper and sump discharges
- Underwater Exhaust
- AGM Batteries
- Air-Conditioned Engine Room and Beach Club
- Glendenning Electronic controls
- Naiad 252 Model Stabilizers

## Semi-Enclosed Bridge

The semi-enclosed bridge aboard *Another Bubble* offers commanding 360-degree visibility, providing excellent sightlines for confident navigation in all conditions. The helm is comprehensively equipped with state-of-the-art electronics, including three large Garmin displays, autopilot, Yacht Controller, VHF radios, a FLIR camera, and more, delivering a true captain's command center.

Two Stidd helm chairs are positioned for comfort and control, with all navigation systems easily within reach. To port, a custom designed bench is paired with an elevated forward-facing companion seat, beneath which a conveniently located Dometic refrigerator is neatly integrated. To starboard, a spacious L-shaped settee surrounds a triangular FRP table, creating an inviting space for relaxing or dining underway.

Setting this bridge apart is its superior semi-enclosed design, featuring three forward-facing glass panels as well as hard side windows to port and starboard, leaving only the aft section open. This configuration provides exceptional protection from the elements while maintaining an open-air feel. Generous storage throughout completes a bridge that is as functional as it is comfortable.

- Dometic refrigerator
- Upgraded Air Conditioning
- Storage throughout
- (3) Garmin GPSMAP 8622 MFDs
- Garmin GMR Fantom Radar
- Garmin Reactor Autopilot
- Garmin AIS
- Garmin Satellite weather
- Garmin Depth Sounder
- Garmin CCTV cameras
- FLIR HD low light camera
- KVH Tracvision HD SAT TV
- Stidd powder coated helm chairs
- Folding electronics mast and domes
- Custom extended hardtop

## Upper Aft Deck

Aft of the Semi-enclosed bridge, the upper aft deck on "Another Bubble" houses a large open deck space that holds the tender while underway.

- Telescoping Davit Aritex (1000lbs)
- 12' Sport Rigid Boats Tender with 30HP Suzuki Outboard
- Extended hardtop
- Stainless steel dinghy chocks

## Electronics

- Full Garmin electronics package with Garmin Autopilot and Yacht Controller
- (3) Garmin GPSMAP 8622 MFDs
- Garmin GMR Fantom Radar
- Garmin Reactor Autopilot
- Garmin AIS
- Garmin Satellite weather
- Garmin Depth Sounder
- Garmin CCTV cameras
- FLIR HD low light camera
- KVH Tracvision HD SAT TV

## Companionway

- Vertical stacked GE front loading washer and dryer
- Backup freshwater system under hatch to bilge
- Custom low-rise steps for ease of access to the staterooms

## Master Stateroom

The full-beam master stateroom offers a warm, inviting retreat with generous space and refined comfort throughout. A centerline king-size berth serves as the focal point, surrounded by abundant drawer storage, hanging lockers, and thoughtful built-in cabinetry. To port, a walk-in closet provides excellent storage, while to starboard, the en suite head is conveniently accessed aft.

Additional storage is cleverly integrated beneath the berth, maximizing usable space without compromising aesthetics. Large portlights on both sides fill the stateroom with natural light, enhancing the open, airy ambiance.

- Teak countertop surfaces
- Teak walls
- Teak and Holly floors
- Upgraded teak lapstrake hull sides
- Grohe head shower
- Grohe chrome faucet
- Tecma Macerating Toilet
- Samsung LED TV
- Caesarstone head countertop

## VIP Stateroom

The VIP stateroom is both spacious and inviting, designed to ensure exceptional comfort for guests. A centerline, elevated berth offers a restful retreat, with generous drawer storage neatly integrated below. Hanging lockers flank the berth to port and starboard, complemented by additional overhead cabinetry for added convenience.

The en suite head features dual access, serving as both a private VIP bath and a day head via a separate companionway entrance, providing flexibility and ease for both guests and daytime use.

- Teak countertop surfaces
- Upgraded lapstrake walls
- Teak and Holly floors
- Grohe head shower
- Grohe chrome faucet
- Caesarstone head countertop
- Tecma macerating toilet

## Port Guest Stateroom

This stateroom features two comfortable single berths, complemented by a hanging locker and ample drawer storage. Large portlights invite in natural light, creating a bright and welcoming atmosphere. A generous desk with an accompanying stool adds versatility, easily serving as a workspace or a vanity as needed.

- Teak countertop surfaces
- Upgraded lapstrake teak walls
- Teak and Holly floors

## Beach Club - Crew Quarters

The Beach Club and crew quarters enjoy a private, separate entrance from the main accommodations, offering both convenience and discretion. This versatile space is arranged with two berths, a head with shower, hanging lockers, and drawer storage, along with ample room for spare parts and equipment, making it equally suited for crew use or additional guest overflow.

- GE 5 cu/ft freezer in starboard beach club
- Hydraulic transom "Beach Club" garage door
- Extended fiddles for secure bin storage

## Additional Salesperson's Remarks

"Another Bubble" was custom built for a true yachting couple who have given this vessel the care she deserves since her delivery. They have entertained many of their family and friends aboard this magnificent vessel that is now available to you. Do not miss this opportunity to own the floating masterpiece that is this 2022 62E Marlow Explorer.

## Exclusions

Owner's personal belongings. Vessel's name "Another Bubble" does not convey.

## Disclaimer

The Company offers the details of this vessel in good faith but cannot guarantee or warrant the accuracy of this information nor warrant the condition of the vessel. A buyer should instruct his agents, or his surveyors, to investigate such details as the buyer desires validated. This vessel is offered subject to prior sale, price change, or withdrawal without notice.



Swim Platform Transom



Transom Swim Platform Port



Transom Swim Platform Facing Stbd




Cockpit Facing Aft



Cockpit Facing Port



Cockpit Facing Starboard



Cockpit Grill and Docking Station



Salon Facing Forward



Salon Forward



Salon Facing Port



Salon Facing Port 2



Salon Facing Starboard



Salon Coffee Table



Salon Entertainment Center



Salon Facing Aft



Central Breaker Panel




Galley Facing Forward STBD




Galley Facing Starboard



Galley Facing Starboard




Galley Cooktop



Galley Sink



Galley Convection Microwave Oven



Galley Counter Facing Forward



Galley Facing Aft



Dinette Facing Starboard



Forward Dinette



Dinette Facing Port



Companionway Stairs Facing Aft



Companionway Facing Forward



VIP Stateroom and Head Access



VIP Facing Aft



VIP Facing Starboard



VIP Facing Port



VIP Head



Port Guest Bunkroom Facing Foward



Port Guest Bunkroom Facing Port



Full Sized Stacked Washer & Dryer Units



Full Sized Stacked Washer & Dryer



Master Stateroom Facing Aft



Master Stateroom Facing Starboard



Master Stateroom Facing Port



MSR Walk In Closet



MSR Closet Storage



MSR Head Facing Aft



MSR Head Facing Starboard



MSR Shower



MSR Facing Forward



Bow Facing Aft



Windlass



Bow Facing Forward



Bow Settee Facing Port Aft



Bow Settee Facing Port



Bow Facing Forward Stbd



Port Exterior Walkway



Forward Boarding Doors




Port Side Deck Forward



Stbd Side Deck Forward



Cockpit Stairs to Upper Aft Deck



Upper Aft Deck Stairs to Cockpit



Upper Aft Deck Facing Stbd



Davit



Stbd SE Bridge Facing Forward



Port SE Bridge Facing Forward



Upper Aft Deck Facing Aft



SE Bridge Facing Aft



L-Shaped Starboard Settee



SE Bridge Stbd Settee



SE Bridge Port Settee



Port Settee Facing Aft



L-Settee Facing Stbd



SE Bridge Facing Starboard



SE Bridge Facing Port



Helm Controls



Access to SE Bridge-Galley




Helm Controls Forward



Starboard Beach Club



Hydraulic Transom Garage Door



Access to Lazarette




Beach Club Facing Forward



Port Beach Club



Deep Freezer



Crew-Beachclub Head



Engine Room Facing Forward



Port Generator



Starboard Generator



Engine Room Facing Aft



Stbd Profile



Foward Profile



Port Fwd 2



Port Profile