

67 ft 2016 Marlow Explorer 58E, BUOYANT FORCE

**US\$2,270,000**

Vero Beach, Florida, United States



### Boat Details

Make:	<b>Marlow</b>	Hull Material:	<b>Composite</b>	Max Draft:	<b>4 ft 10 in</b>
Model:	<b>Explorer 58E</b>	Beam:	<b>18 ft 6 in</b>		
Year:	<b>2016</b>	Boat Location:	<b>Vero Beach, Florida, United States</b>		
Length:	<b>67 ft 8 in</b>	Name:	<b>BUOYANT FORCE</b>		
Price:	<b>US\$2,270,000</b>	Guest Heads:	<b>3</b>		
Condition:	<b>Used</b>	Fuel Type:	<b>Diesel</b>		
Class:	<b>Motor Yacht</b>	Max Speed:	<b>18 kn</b>		



**Marlow Sales Department | Marlow Marine Sales, Inc.**

Marlow Marine Sales, Inc., Snead Island, Florida, United States

Tel: +1 (941) 729-3370 Fax: 941-729-4955

sales@marlowmarine.com

## Description

BUOYANT FORCE is a magnificent, "no expense spared" maintained Marlow Explorer 58E semi-custom build with 3 staterooms and 3 full heads. She is well equipped with twin 715HP Cummins QSM-11 engines, twin Onan 17kW generators (one genset is new), turn-key, and ready for cruising. Her robust Garmin electronics package makes her a dream for any owner operator or captain to operate in all sea conditions. BUOYANT FORCE is a great representation of the Marlow DNA with her classic lines, traditional style, and gleaming elegance.

## Information & Features

### CUMMINS QSM-11 (Engine 1)

Engine Type:	<b>Inboard</b>	Power:	<b>715 hp</b>
Fuel Type:	<b>Diesel</b>		
Engine Hours:	<b>2675</b>		

### CUMMINS QSM-11 (Engine 2)

Engine Type:	<b>Inboard</b>	Power:	<b>715 hp</b>
Fuel Type:	<b>Diesel</b>		
Engine Hours:	<b>2675</b>		

### Dimensions

LOA:	<b>67 ft 8 in</b>
Beam:	<b>18 ft 6 in</b>
Max Draft:	<b>4 ft 10 in</b>

### Speed

Cruising Speed:	<b>16 kn</b>
Max Speed:	<b>18 kn</b>

### Tanks

Fuel:	<b>1,500 gal</b>
Fresh Water:	<b>360 gal</b>
Holding:	<b>225 gal</b>

### Accommodations

Guest Heads:	<b>3</b>
--------------	----------

## Notable Upgrades and Equipment

- Twin CUMMINS QSM-11 715HP engines (2,675 hrs)
- Twin 17kW Onan Generators Port side is new. (2100 hrs on stbd, 80 hrs on new port genset)
- 1000lbs Aritex Davit
- Tender- Novurania 13.5 with 50HP Yamaha outboard and new Garmin Chart Plotter with Depth Sounder.
- AGM Batteries
- Boosting Transformers
- Seatorque propulsion system
- Varnished cap rails and handrails
- Upgraded exterior oval handrail package
- Painted hull (Flag Blue)
- Oyster White superstructure
- Robust Garmin Electronics package
- Electric Bow and Stern Thrusters (upgraded to 48V)
- Yacht Controller Wireless Remote
- Bluewater 950 GPD Desalinator
- Naiad Stabilizers
- Custom 3 stateroom layout with 3 heads plus crew quarters
- Master Statereoom with centerline full King size bed and on suite head
- Crew Quarters with two double berths, head, shower, and ample storage. With A/C
- Washer and Dryer
- Upgraded Subzero refrigerator/freezers
- Subzero wine cooler
- Refrigerator/Ice maker combo unit in Flybridge
- Dacor Oven and Cooktop
- Custom Salon layout with settees to port and starboard
- Upgraded Ultraleather and Sunbrella Fabrics
- Upgraded Granite countertops.
- Upgraded toilets.
- Ample outdoor seating in cockpit, bow, and flybridge deck.
- All interior lights are LED for low amp draw no heat
- All exterior lights are LED for low amp draw no heat
- Teak and Holly with gloss finish throughout
- Underwater lights x4 White
- New windshield cover
- New flybridge panel
- New bottom paint (2025 Full Strip with refinish to like new)
- Stabilizers 2025 full serviced to include total rebuild of wear components- no expense spared.
- New Marine Exhaust System Exhaust (2021).
- New Dometic 8000 series macerating toilets in all stateroom.
- New raw water hoses in engine room
- New flybridge enclosure
- New VHF radios on flybridge
- New watermaker membranes- Summer 2025
- New battery charger

## Salon

- Teak and Holly floors with gloss finish
- Subzero Wine Cooler
- Liquor storage
- Glass storage
- Ample Storage
- Samsung LED TV
- Built-in Settee to port
- Built-in Settee to starboard

## Pilothouse - Galley/Dining

The pilothouse is up three steps from the salon and includes the lower helm station, dinette and galley. There are port and starboard exterior doors, a staircase forward descends to the staterooms and a staircase on the port side aft that ascends to the Flybridge.

The galley is very well equipped with top-of-the-line appliances and plenty of storage for provisions and housewares. The galley is U-shaped with beautiful granite counter tops. Because of the open layout you have visibility straight through the salon to the aft deck. The lower helm is complete with a Pompanette helm chair for the captain next to a gorgeous teak dinette with Ultraleather seating for guests. In front of the helm chair you have all the systems a captain would need. The engine displays Garmin 8215 screens, Autopilot, VHF, and other critical systems that are all within easy reach. The overhead panel has electronic circuit breakers, inverter control panel, a tank tender fluid level monitor for all tanks, bilge pump controls, and vessel safety indicator lights.

On long passages you will appreciate the ability to take 3 steps back to the galley while still being able to see out the windows and easily monitor the Garmin screens.

- Subzero combo units
- Dacor Cooktop
- Dacor Oven
- Disposal at sink
- Fisher Paykel dishwasher
- Double stainless steel sink
- Ample storage throughout. port cabinets, island, starboard cabinets, etc.
- Teak and Holly floors with gloss finish

## Deck/Cockpit

- Varnished Cap rails and handrails
- Upgraded exterior oval handrail package
- Painted hull (Flag Blue)
- Oyster White superstructure
- Settee on cockpit with table and teak chairs
- Docking Station (starboard cockpit)
- Ample seating on cockpit, bow, and flybridge deck
- 5 N-rails on swim platform
- Bow seating

## Engine/ Mechanical/ Electrical

- Twin Cummins QSM-11 715HP Engines
- Twin 17kw Onan Generators
- Mastervolt inverter
- Battery parallel switches
- Upgraded AGM Batteries
- 110 Volt and 220 Volt house systems
- 24V lighting system with Italian and Cabin Denmark lighting fixtures
- Overhead 24V lights
- AC/DC distribution panel with magnetic circuit breakers
- Voltage meter for all battery banks
- 2 Glendinning cable masters aft, 2 50A receptacles in bow
- 12V & 110V lighting
- Exhaust blowers
- High capacity induction blowers
- Chilled water reverse cycle air conditioning compressors with soft starts
- Fire extinguishing system
- PSR pressure fresh water system
- 3" lead/foam engine room insulation
- Emergency engine stop
- 3700 gph bilge pumps with auto and manual switch
- FRP fuel tank
- Main engine exhaust temperature alarm
- Dual Racor fuel separators with vacuum gauges for each engine and generator
- Upgraded Seatorqe shaft system with thrust plate, soft engine mounts and flexible couplings.
- Work bench with vice
- 950 GPD Bluewater Desalinator water maker
- Sea-Torque shaft seals
- Aqua-drive soft engine mounts for a smooth quiet ride.
- Dual Racor for each engine
- Morse Electronic controls

## Flybridge

The flybridge is an excellent place for fair weather cruising and entertaining guests. The twin Pompanette helm chairs are very comfortable. A Garmin electronics package that is complete with dual 15" screens, 6kw radar, sounder module and camera system. The Cummins electronic display is immediately forward of the large stainless steel wheel. The console also has displays for direction, water depth, and boat speed. The VHF and the yachts intercom phone are within easy reach. The flybridge is protected by a full factory fiberglass hardtop with a three-sided polycarbonate enclosure and is accessible by stairs from inside the pilothouse and from outside from the cockpit. Comfortable seating aft of the helm chairs and a large table makes it perfect for dining outside. There is a sink refrigerator with ice maker and plenty of storage as well as a double Wolf electronic grill.

- A 1,000 pound hydraulic davit with remote
- Twin Pompanette Helm Chairs
- Garmin electronics package
- Simrad AP28 autopilot
- ICOM VHF Radios
- Refrigerator with ice maker
- Large seating area with FRP table
- Factory Hardtop
- Stainless Steel Sink
- Under seat storage with drain mats
- Double Wolf electronic grill
- Three-sided polycarbonate flybridge enclosure
- Yacht controller wireless remote control for engines, bow & stern thrusters and windlass

## Electronics

- Twin 15" Garmin 8215 multi function displays at each helm station
- Garmin 6KW Radar with a 6ft array
- Garmin GSD-24 Sounder
- Twin Icom M60 VHF radios
- Simrad AP28 Autopilot at each helm
- Two Garmin multi function displays at each helm station, displays depth, boat speed
- KVH Track vision M5 Sat TV System with 18" dome
- Sirius Satellite Weather
- Flur M324 Thermal imaging camera (night vision)
- Garmin AIS 600 transceiver
- High def NUH Satellite TV
- Digital 563-CW cell antenna
- Three Cameras located in engine room, aft deck, and flybridge looking aft
- Search light
- Yacht Controller wireless control

## Master Stateroom

- Teak and Holly floors
- Grohe head shower
- Grohe chrome faucet
- Dometic toilet
- Samsung LED TV
- Custom Layout with centerline King bed.
- Full length mirror
- Ample storage all around the stateroom and underneath the bed

## VIP Stateroom

- Teak and Holly floors
- Grohe head shower in guest head
- Grohe chrome faucet in guest head
- Dometic toilet
- Samsung LED TV
- Hanging lockers & storage drawers
- Outboard bunks above VIP bed

## Port Guest Stateroom

- Teak and Holly floors
- Grohe head shower in guest head
- Grohe chrome faucet in guest head
- Dometic toilet
- Samsung LED TV
- Hanging lockers & storage drawers
- Stacked bunks

## Companionway

- Teak and Holly floors with gloss finish
- Walls are teak with fabric on the upper half of the wall
- Washer and dryer

## Crew Quarters

- Traditional Crew Quarters layout with head/shower
- Two double berths
- Samsung LED TV
- Teak and Holly floors

## Tender

Novurania 13.5 with 50HP Yamaha outboard and new Garmin Chart Plotter with Depth Sounder.

## Exclusions

Owner's personal belongings.

## Disclaimer

The Company offers the details of this vessel in good faith but cannot guarantee or warrant the accuracy of this information nor warrant the condition of the vessel. A buyer should instruct his agents, or his surveyors, to investigate such details as the buyer desires validated. This vessel is offered subject to prior sale, price change, or withdrawal without notice.



Cockpit Facing Port Aft



Cockpit Facing Port



Cockpit Stbd Aft



Cockpit Facing Stbd



Forward Cockpit



Stbd Docking Station



Salon Forward




Salon Facing Port



Salon Facing Stbd



Salon Facing Aft



Salon Desk



Stairs to Pilothouse



Galley Facing Stbd



Drawer Refrigerator/Freezer




Oven



Cooktop



Microwave



Galley Facing Fwd



Galley Fwd Stbd



Pilothouse Forward



Lower Helm



Helm Electronics




Pilothouse Port



Pilothouse Forward



Helm Port



Companionway Stairs



Companionway Port



VIP Facing Forward



VIP Forward



VIP Port



VIP Starboard




VIP Head Starboard



VIP Head Aft



VIP Head



Companionway Aft



Companionway Port Aft



Port Guest Bunk Port



Port Guest Bunk Forward



PG Aft



PG Head



Companionway Stbd Aft



Laundry



Laundry



MSR Facing Aft



MSR Starboard Aft



MSR Port Aft



MSR Port



MSR Starboard



MSR Head Aft



MSR Head Door Open



MSR Head Forward



MSR Forward



Flybridge Helm Facing Starboard



FB Helm Facing Stbd Aft



FB Helm Facing Port



FB Helm



FB Helm Electronics



FB Forward



FB Settee Stbd



FB Settee Aft



Port FB



FB Forward



Port FB Forward



Starboard FB Forward



Upper Aft Deck Aft



Tender Aft



Tender Facing Stbd



Davit



Tender Facing Port



Davit Aft



Staircase to Flybridge



Stbd Walkway Forward



Forward Boarding Door



Pilothouse Door



Portuguese Bridge Storage Stbd



Stbd Walkway Aft



Bow Forward



Bow Starboard



Bow Stbd Aft



Windlass



Bow Facing Aft



Port Aft Walkway



Portuguese Bridge Storage Port



Engine Room Access Staircase




Port Crew Bunk




Stbd Crew



Crew Head



Lazarette Aft



Lazarette Stbd




Lazarette Port




Engine Room Forward



Engine Room Aft



Stbd Seatorque



Port Seatorque



Stbd Generator



Port Generator Water Maker



Stbd Profile



Stern Profile