

81 ft 2025 Marlow Explorer 70E-CB, ENTERPRISE

US\$6,299,000

Clearwater, Florida, United States



Boat Details

Make:	Marlow	Hull Material:	Composite	Max Draft:	5 ft
Model:	Explorer 70E-CB	Beam:	19 ft 8 in		
Year:	2025	Boat Location:	Clearwater, Florida, United States		
Length:	81 ft 3 in	Name:	ENTERPRISE		
Price:	US\$6,299,000	Guest Heads:	5		
Condition:	Used	Fuel Type:	Diesel		
Class:	Motor Yacht	Max Speed:	31 kn		



Marlow Sales Department | Marlow Marine Sales, Inc.

Marlow Marine Sales, Inc., Snead Island, Florida, United States

Tel: +1 (941) 729-3370 Fax: 941-729-4955

sales@marlowmarine.com

Description

Introducing ENTERPRISE, a stunning one-of-a-kind Marlow Explorer presented in truly *like-new* condition, boasting low hours and an exceptional array of custom upgrades and premium features. Since its original debut in 2002, the 70E has set the standard for fast offshore capability and effortless long-distance cruising. The newly released 70E MKII proudly carries that legacy forward, seamlessly blending refined styling, cutting-edge engineering, and the renowned craftsmanship for which Marlow Yachts is celebrated.

Designed for the most discerning yachtsmen, the MKII introduces numerous advancements while preserving the timeless, commanding lines that define the Marlow Explorer series. Performance remains at the core of her identity: powered by upgraded twin MAN V12 1650HP engines, ENTERPRISE delivers exhilarating top speeds exceeding 30 knots yet remains impressively economical at displacement speeds. Cruising at 8–9 knots, she offers true transoceanic capability, supported by an impressive 3,600 gallons of usable fuel.

A walk-in transom door leads to her world-class, stand-up engine room, one of Marlow's signature achievements. This meticulously engineered space provides exceptional access, visibility, and safety, allowing maintenance and inspections to be performed with ease rather than the confined, awkward conditions typical of yachts in this class.

Information & Features

MAN V 12 (Engine 1)

Fuel Type: **Diesel**
Engine Hours: **250**
Power: **1650 hp**

MAN V 12 (Engine 2)

Fuel Type: **Diesel**
Engine Hours: **250**
Power: **1650 hp**

Dimensions

LOA: **81 ft 3 in**
Beam: **19 ft 8 in**
Max Draft: **5 ft**

Weights

Displacement: **110,000 lb**

Speed

Max Speed: **31 kn**

Tanks

Fuel: **3,600 gal**
Fresh Water: **400 gal**

Accommodations

Guest Heads: **5**

Notable Features

- Twin 1650HP V12 MAN diesel engines (250hrs each, 2yr/2k warranty)
- Schwepper German stainless steel interior hardware
- Stone grey metallic AwlGrip painted hull and matterhorn white painted superstructure
- Shark grey painted cap rails
- Upgraded Boeing style latches
- (2) Upgraded Quik gyro stabilizers
- Custom generator/machine room w/ twin gensets, (2) 24KW Kohler generators
- (4) Control stations with proportional controls
- Dockmate wireless controller w/ DPS
- Electrosea chlorination system to raw water supply
- Upgraded LED lighting package w/ dimmer switches
- Oceanaire bug screens on all doors and overhead hatches
- Additional 600Gal auxiliary fuel tank (3600 gal total)
- Upgraded stainless steel exterior hardware package
- Sonos integrated audio package in salon
- Fully enclosed command bridge w/ captains' quarters and day head
- Upgraded Garmin electronics suite
- Custom country kitchen style forward galley w/ XL full height SubZero refrigerator and upgraded Wolf appliances

Lower Aft Deck/Cockpit

The aft deck is designed for both elegance and comfort, featuring a striking high-gloss teak table as the centerpiece for al fresco dining. A spacious forward-facing settee can comfortably seat 6-8 guests with chairs on the forward side, creating an inviting space to relax, entertain, and take in the breathtaking surrounding views.

- Crew quarter and engine room access through large hydraulic "garage door" at the transom and through watertight staircase at the forward port side of the cockpit, under the stairs to the Command Bridge
- (5) Stainless steel N-Rails with custom built in storage pocket
- Ventilated bosuns locker to the forward starboard side to ensure rain gear, lines, fenders, and cleaning supplies stay dry and organized.

Salon

Stepping into the salon, you are immediately greeted by exquisite satin teak woodwork, paired with a high-gloss teak and holly sole. An upgraded coffered ceiling adds a touch of contemporary elegance, while expansive panoramic windows bathe the space in natural light, creating a warm and inviting ambiance. To port, a 9-foot-wide L-shaped settee with built-in storage offers both style and practicality, while to starboard, a comfortable curved settee with additional storage provides ample seating, perfectly accommodating large gatherings of family and guests.

- 24" SubZero refrigerator/icemaker combo
- 24" SubZero wine cooler
- 60" Samsung smart TV
- Full Sonos intergraded sound system
- Glass and bottle storage
- 15" Uline ice maker
- High gloss teak table with custom pull out ottomans and built in storage
- High gloss teak and holly sole
- GOST security system
- LED lighting with dimmers

Galley/Pilothouse

The country kitchen style galley rivals those found in luxury homes, featuring panoramic views and an array of top-tier appliances, complemented by abundant custom cabinetry for organized storage. Just forward, a formal L-shaped dining lounge provides an inviting setting for unforgettable meals and cherished moments with family and guests. For a seamless connection to the outdoors, the pilothouse doors open effortlessly, allowing the fresh ocean breeze to circulate while providing easy access to the deck.

- Upgraded Wolf gas cooktop
- Upgraded Sub Zero 30" freezer drawers
- Upgraded XL full height SubZero refrigerator
- Upgraded Fischer Paykel double drawer dishwasher
- Upgraded Wolf oven
- Upgraded Wolf microwave
- Upgraded Kohler sink
- Upgraded GE trash compactor
- High gloss teak and holly sole
- LED lighting with dimmers

Companionway

The spacious companionway is thoughtfully designed for both convenience and functionality. It features a full-size washer and dryer, complemented by a custom slide-out folding rack and ironing board. An optimally sized overhead storage compartment provides space for detergents, linens, and additional supplies, keeping the area organized and efficient.

- Huge cedar lined locker outboard of staircase
- Custom linen and detergent locker
- Slide out ironing board/folding rack
- Full size GE washer and dryer
- High gloss teak and holly sole
- Lightweight composite bilge access hatches
- LED lighting with dimmers

Master Stateroom

This luxurious full-beam master stateroom features a full-sized centerline king berth, complemented by a generous walk-in closet to port and an en-suite head and shower to starboard. Exceptional storage is provided by large cedar-lined hanging lockers and beautiful matching teak curved chests of drawers on either side, keeping your wardrobe and essentials perfectly organized. Expansive port windows offer breathtaking views and invite refreshing ocean breezes, creating a truly immersive and serene waterside retreat.

- 50" Samsung smart TV
- Shoji screens
- Walk in closet to port
- Centerline shower with double sink and head
- Upgraded Dometic vacuflush toilet
- Large opening port windows in head and closet for cross ventilation
- Large shower with stand-up room and custom seat
- High gloss teak and holly sole
- LED lighting with dimmers

VIP Stateroom

The spacious VIP stateroom showcases a generous king centerline berth, flanked by beautifully crafted cedar-lined teak storage lockers for a refined and organized feel. Guests enjoy the luxury of a private en suite head with a generously sized shower. Two bidirectional opening overhead skylights fill the space with natural light, creating a bright and inviting atmosphere. Overhead bunks provide additional accommodations and conveniently double as storage shelves when not in use. Upgraded teak planking along the hull sides enhances the room's classic elegance, combining timeless style with practical functionality.

- Teak shiplap hullsides
- Double 6.5' overhead bunks on port and starboard side for overflow guests or kids
- Centerline king berth
- En-suite head w/ upgraded Dometic vacuflush toilet
- Cedar lined hanging lockers
- Samsung smart TV
- Built in drawer storage and shelves
- High gloss teak and holly sole
- LED lighting with dimmers

Starboard Guest Stateroom

The starboard guest stateroom features a spacious queen berth and a private en-suite head, complemented by a cedar-lined hanging locker and thoughtfully placed storage cabinets. Every detail has been designed to ensure your guests enjoy the full comfort and convenience of home while onboard.

- Upgraded shiplap hullsides
- Upgraded Samsung smart TV
- Centerline walk around queen berth
- Large storage drawers and built in cabinets
- Cedar lined hanging locker forward
- En-suite head with oversized shower
- Upgraded Dometic vacuflush toilet
- High gloss teak and holly sole
- LED lighting with dimmers

Command Bridge

The fully enclosed, climate-controlled command bridge is designed for comfort and functionality. It features a convenient day head with a shower, captain's quarters and a spacious L-shaped seating area centered around a versatile teak high gloss high/low table. Pop-out control stations on both outboard corners provide exceptional visibility and flexibility while maneuvering in addition to the wireless Dockmate remote control with DPS.

- 24" SubZero combo refrigerator/icemaker
- Dockmate TWIST wireless remote controller w/ proportional thrust and throttle control and DPS "hold" function
- Dometic drawer fridge under settee
- Day head with shower
- 32" drop down TV
- (2) Stidd helm chairs
- GARMIN electronics suite with (4) large chart plotters
- 6" Ritchie compass
- Captain's quarters w/ cedar lined hanging locker and drawer storage
- High gloss teak and holly sole
- Twin radar mast with single radar on lower section and SAT domes above
- (4) Garmin: GPSMAP 9224 24" Chart Plotters
- FLIR: M-324S IR camera, 320x240
- Garmin GMR Fantom radar
- Garmin depth sounder and transducer
- Garmin VHF 315 radio
- Garmin AIS
- Garmin GXM54 SiriusXM audio receiver
- SIMRAD autopilot
- FLIR: M364C thermal camera
- Garmin GC200 cameras (3) engine room, (1) centerline facing aft, (2) outboard facing forward, (1) aft deck, (1) mast
- KVH: Tracvision UHD7 SAT TV system dome
- LED lighting with dimmers

Upper Aft Deck

Stepping out onto the upper aft deck, you'll find an additional dinette to starboard, positioned forward of the tender and davit, perfect for alfresco dining. To port, a sink and double grill create a fully equipped outdoor entertaining area, making this space ideal for socializing while enjoying panoramic views.

- Dometic drawer fridge under settee
- Fire Magic grill
- Electric retractable bimini shade
- Upgraded extended hardtop
- Aritex 1600lb full hydraulic positioning and rotation-telescoping davit
- Stainless steel sink

Crew/Lazarette/Generator Room

The intelligently designed crew area features a fully insulated generator room to port, ensuring quiet operation throughout the yacht. To starboard, the elegantly finished crew quarters include two comfortable bunks and a private head, providing both privacy and functionality. When not in use by the captain or crew, this versatile space can easily be converted to accommodate additional guests, or storage space, offering flexibility without compromising comfort.

- (2) 24KW Kohler gensets (450hrs each)
- A/Sea power converter system
- Large lazarette storage area
- Xantrex inverter
- 50A and 100A power cords allow vessel to be load managed and operated on one cord
- (2) Glendenning cablemasters
- (4) Underwater lights
- LED lighting package w/ dimmer switches
- ASEA 25kVA 100A shore power converter
- Power hydraulic steering system with dual pump backup system
- Custom lexan viewing panels on generator sound enclosures
- GE microwave
- Norcold refrigerator 24" TV
- Cedar lined hanging locker
- Removable stainless steel overhead grab rails
- Large portlight

Mechanical Equipment

- Twin 1650HP V12 MAN diesel engines (250hrs each 2yr/2k warranty)
- Fireboy fire suppression system
- AGM batteries
- Redundant A/C raw water pumps plumbed in line
- Centralized sea chest system for raw water components
- Bluewater Legend Pure 1200GPD water maker w/ 2000GPD softener (spotless system)
- Oil change system with aft deck discharge for remote filling and emptying of engines, transmissions, and generators
- Fuel polishing system
- Sidepower 20HP 48V proportional bow and stern thrusters
- Sea Torque oil filled shaft system
- ElectroSea raw water chlorination system
- Quik MC2X-30K gyro stabilizers
- Multi zone chilled water A/C
- Upgraded 3600gal fiberglass fuel tank with sight gauges, sump and clean out ports
- Dual shift-on-the-fly racor primary fuel filters for each engine and generator
- (4) 220-volt High volume engine room blowers
- Fiberglass fresh water, grey, and blackwater tanks with USDA food grade gel coating color coded piping for fuel, water and hydraulic fluids
- Heavy duty exhaust system with hi temp silicone hoses
- Polished stainless steel engine beds, exhaust risers, and fuel manifolds heavy-duty watertight engine room door, with viewing port
- 3-inch-thick lead/foam/vinyl engine room insulation for sound and heat frequency matched engine mounts for best performance
- Stand up head room and air conditioned engine room

Exclusions

Seller's personal items.

Disclaimer

The Company offers the details of this vessel in good faith but cannot guarantee or warrant the accuracy of this information nor warrant the condition of the vessel. A buyer should instruct his agents, or his surveyors, to investigate such details as the buyer desires validated. This vessel is offered subject to prior sale, price change, or withdrawal without notice.



Transom Facing Forward



Swim Platform Facing Starboard



Cockpit Facing Starboard



Cockpit Facing Forward Starboard



Cockpit Facing Forward Port



Salon Facing Forward



Salon facing Port



Salon Facing Starboard



Salon Facing Aft



Salon Facing Starboard Aft



Salon Wine Cooler Ice Maker



Galley Facing Starboard



Galley Facing Starboard Forward



Galley Facing Forward



Galley Facing Aft



Galley Cooktop and Oven



Galley Dishwasher



Galley Freezer Drawers




Galley Island



Forward Dinette



Forward Dinette Facing Forward



Companionway Stairs to Staterooms



Companionway Facing Port Aft



Washer and Dryer



VIP Stateroom Facing Forward



VIP Berth



VIP Head Facing Port Aft



Starboard Guest Stateroom Facing Aft



Starboard Guest Berth



Starboard Guest En Suite Head



Master Stateroom Facing Aft




Master Stateroom Facing Starboard



Master Stateroom Facing Port



Master Stateroom Walk-In Closet



Master Stateroom Head Facing Port



Master Stateroom Head Facing Starboard



Stairs to Command Bridge



Command Bridge Facing Starboard



Command Bridge Helm



Command Bridge Facing Forward Port



Command Bridge Settee Facing Aft



Commasnd Bridge Settee Facing Starboard



Command Bridge Refrigerator



Captain's Quarters Facing Forward Starboard



Command Bridge Dayhead Facing Port



Upper Aft Deck Grill and Sink



Upper Aft Deck Outdoor Dinette



Upper Aft Deck Facing Forward



Upper Aft Deck Facing Starboard




Upper aft Deck Facing Forward Port



Command Bridge Starboard Wing Station



Lazarette Facing Aft



Lazarette Facing Port



Lazarette Facing Starboard



Crew Facing Forward



Crew Bunks Facing Starboard



Crew Head Facing Starboard



Generator Room Facing Port



Generator Room Facing Forward



Lift Up Storage



Crew Facing Aft



Engine Room Facing Forward



Engine Room Facing Aft



Engine Room Facing Starboard



Quik Gyro Stabilizer



ElectroSea



Bow Facing Aft



Bow Settee



Bow Facing Forward Starboard



Bow Profile



Port Bow Profile



Port Aft Profile



Port Side Profile



Port Forward Stern Profile



Stern Profile



Starboard Bow Profile



Starboard Aft Profile