

58 ft 2021 Marlow Explorer, Lady Lee
\$2,995,999 Tax: Paid
 Naples, FL



Boat Details

Make:	Marlow	Class:	Motor Yacht	Guest Cabins:	4
Model:	Explorer	Hull Material:	Fiberglass	Guest Heads:	4
Year:	2021	Drive Type:	Direct Drive	Fuel Type:	Diesel
Length:	58 ft	Beam:	18 ft 6 in	Max Draft:	4 ft 10 in
Price:	\$2,995,999	Boat Location:	Naples, FL		
Condition:	Used	Name:	Lady Lee		

Marlow Sales Department | Marlow Marine Sales, Inc.

Marlow Marine Sales, Inc., Snead Island, Florida, United States

Tel: 941-729-3370 Fax: 941-729-4955

sales@marlowmarine.com

www.yachtworld.com/marlowmarine



Description

DESCRIPTION

"LADY LEE" is a stunning late model 58E Marlow Explorer in phenomenal condition and ready to be cruised. She has been professionally maintained by an experienced Captain. She offers 3 spacious staterooms and large crew quarters. This 58E (Semi-Enclosed) exhibits amazing volume with 79" of headroom in the main salon and lower accommodations areas, 74" in the engine room and a total height to the top of the hardtop of just 18'6"! She is comfortable at 8-10 knots with trawler like efficiency but will cruise at 21-22 knots as well.

Information & Features

2021 Caterpillar C-18 (Engine 1)

Engine Type:	Inboard	Drive Type:	Direct Drive
Fuel Type:	Diesel	Power:	1150 hp
Engine Hours:	1399		

2021 Caterpillar C-18 (Engine 2)

Engine Type:	Inboard	Power:	1150 hp
Fuel Type:	Diesel		
Engine Hours:	1399		

Dimensions

LOA:	70 ft 6 in	Max Draft:	4 ft 10 in
LWL:	59 ft 10 in		
Beam:	18 ft 6 in		

Weights

Dry Weight: **69,000 lb**

Tanks

Fuel:	1 x 1,500 gal
Fresh Water:	1 x 300 gal
Holding:	1 x 125 gal

Accommodations

Guest Cabins:	4
Guest Heads:	4

Other

Hull Shape:	Semi Displacement
Flag Of Registry:	United States
Designer:	David Marlow

Additional Units Included

- 2020 ZAR ZF-2

Accomodations

NOTABLE UPGRADES/RECENT SERVICE

- Twin C-18 ACERT Caterpillar 1150 HP - 1000 hour service 2023 (1399 hours) and
- Caterpillar Platinum Warranty through 12/20/25 or 1500 hours
- New head gaskets (port/stbd engines)
- Aftercooler cores (June 2025)
- Engine oil, filters, impeller changes (June 2025)
- AMG batteries
- Twin 17.0kW ONAN generators (1080 hours starboard and 1098 hours port)
- Lewmar bow and stern thruster (15hp)
- Bluewater watermaker (950 gpd)
- Freedom Lift (new actuators and hydraulic lines 2025)
- NAIAD stabilizers (seal service 2025)
- AWLGRIP painted superstructure and hull
- SureShade extended hard top
- Upgraded oval exterior stainless hardware package
- Extended upper aft deck
- Yacht Controller
- Caesarstone quartz countertops
- STIDD helm chairs
- LED lighting
- Rebuilt windlass clutch (port side)

AFT DECK/COCKPIT

When you approach 'LADY LEE' you'll notice the beautifully polished Flag Blue AwlGrip painted hull. The stainless-steel handrails paired with the immaculate brightwork are just a hint of how traditional and contemporary are melded together throughout the vessel. As you board LADY LEE from the large swim platform or from one of two boarding gates located on either side of the cockpit you will find a natural teak deck. A large beautiful high gloss teak table and built-in settee are situated at the aft of the cockpit and are perfect for morning coffee. In the starboard side cabinet, you will find a 3rd docking station, a sink, and ample storage below. As you move forward from the cockpit to the Portuguese bridge you have a safe and comfortable side deck and forward boarding doors. The foredeck features a built-in settee large enough for a midday nap.

- Teak decks
- Storage cabinets
- Stainless steel oval handrails
- High gloss teak cap rail
- 3rd docking station (cockpit)
- Upgraded oval exterior stainless hardware package
- "Owner Aboard" light

- Foredeck bench seating with storage
- Windlass with two (2) anchors
- Raymarine aft facing security camera
- Fusion sound system
- Wing doors (port and starboard)
- High gloss teak table
- Freedom Lift for tender on stern

SALON

The perfect union of old-world craftsmanship and modern interior design is on full display in LADY LEE. With traditional use of luxurious teak and contemporary textiles, the interior space is inviting and awe-inspiring. Upon entry, you immediately notice the stunning satin teak and holly sole. To port and starboard, there is an Ultraleather settee with ample storage underneath. From the settees you can view the large flat screen TV located forward in the salon. The aft starboard and aft portside both have cabinets for glassware, with a wine cooler underneath to port and a large storage cabinet to starboard.

- Teak blinds
- Large wine cooler
- Teak coffee table with storage and magazine racks
- Caesarstone 'Dreamy Marfil' aft starboard countertop
- 50" Samsung smart TV
- Teak overhead grab rail
- Teak desk
- Bose Home Theater sound system
- FlyRoller bug screens (salon door)
- Bookshelves/mini library
- Under water light switch controls

WHEELHOUSE/GALLEY

Up three steps from the salon you will find the forward-facing galley and wheelhouse. The galley is outfitted with everything necessary to prepare underway meals. The galley floor is beautiful Caesarstone Statuario Nuvo quartz laid in a diamond pattern with a teak border and stainless trim. Forward of the galley, you will find the wheelhouse. The helm provides the captain with full functionality and protection from the weather. To port is a large L-shaped dining area with Ultraleather seating and a satin teak table.

- Subzero refrigerator/freezer drawers
- Dacor induction cooktop and oven
- Fisher & Paykel dishwasher
- Insignia microwave
- GE insinkerator
- Franke sink
- Teak blinds
- Caesarstone Statuario Nuvo countertops

- Fusion stereo
- Overhead screens/shades
- OceanAir FlyRoller Screens on wheelhouse doors
- Trash bin and recycling drawer
- Storage locker

MASTER CABIN

The full beam master stateroom comfort all around. The large opening port lights the cabin with natural light. The king-sized bed is centerline with large drawer storage below. The port and starboard sides have mirrored cabinetry with cedar lined hanging lockers and a bank of deep drawers. Aft in the master stateroom has his and hers heads. The heads are bright and airy with port lights flanking each head. The large shower has a Grohe rain shower and frosted glass for privacy.

- Teak and holly floors
- Grohe shower head
- Grohe chrome faucet
- Dometic heads (2)
- Samsung 32" LED TV
- Fusion stereo

VIP CABIN

The VIP is spacious and welcoming for guests. A large, elevated bed sits centerline with drawer storage underneath. Storage cabinets are on the outboard sides forward of cedar-lined hanging lockers on port and starboard sides. This room has direct access to the VIP head which also serves as a day head by providing access through a door in the companionway.

- Teak and holly floors
- Cedar-lined hanging lockers
- Grohe head shower
- Grohe chrome faucet
- Dometic head
- Samsung 28" TV
- Caesarstone Nougat head countertop
- Fusion stereo
- OceanAir overhead screens/shades (2)
- Upgraded teak planking on hull sides
- Upgraded LED lighting fixtures with dimmer switches

GUEST CABIN

This stateroom has side by side berths, a cedar lined hanging locker, wash sink with teak counters and drawer storage. Large portholes allow natural light to brighten the room. In this room you will also find a wide desk area that can double as a vanity.

- Upgraded extra large stainless steel opening portlights
- Wash sink with glass medicine cabinet

- Cedar lined hanging locker
- Overhead shelf for added storage aloft the twin berths
- Teak and holly floors
- Samsung 28" TV
- Fusion stereo
- Upgraded teak planking on hull sides
- Reading light above berths (2)

COMPANIONWAY

- Front loaded GE washer and dryer
- U-Line freezer
- Storage cabinet with shelves
- Built-in storage compartment under stairs
- Pump room with teak grating below companionway deck
- Easy access to pumps, thrusters, and other components

SEMI ENCLOSED FLYBRIDGE

LADY LEE is a semi-enclosed bridge. The semi-enclosed bridge integrates the windshield framing structure into a hardtop and house. This creates a fixed protective windscreen with windshield wipers and defrost. The sides and rear are open which provides the fresh air and cool breeze. On the aft starboard corner of the semi-enclosure, there is a large settee with a high gloss teak table. Fully equipped with an array of electronics. She is a pleasure to run for the Captain.

- U-Line Combo refrigerator/freezer
- Yacht Controller
- Storage throughout
- Fusion Stereo with stereo locker
- Full Raymarine electronics package
- Settee to port
- FLIR
- GOST security system

BOAT DECK

Aft of the semi-enclosed bridge is an extended deck that provides ample space for lounging or dining.

- Nonskid decking
- Upgraded aft deck extension
- Fire Magic gas grill
- Sink
- Large storage compartment
- Stairway access to aft deck/cockpit
- Electric SureShade sunshade
- Flag pole socket
- Life raft/Life Sling/EPIRB

Engine/Mechanical

- Twin Caterpillar ACERT C18 1150hp Engines
- 1000-hr service completed 2023
- Caterpillar engine warranty (until 12/20/2025 or 1500 hrs)
- Single fuel tank is forward of the engines with a glass sight tube
- 6' + of headroom and full walk-around capability
- Twin 17KW Onan generators in custom sound shields (1080 hours starboard and 1098 hours portside)
- 950 GPD Bluewater watermaker
- Orion 24V power converter
- Newmar Phase 3 stage smart charger (24V 60AMP)
- Lewmar 15HP bow and stern thruster
- Soft motor mounts
- Two cross-connected sea chest /water intakes with cleanouts
- Fuel tank (1500 gallons) with sump and cleanout
- Fuel manifold with sight gauge
- Victron energy battery Isolators (3)
- Polished stainless-steel engine beds with carbon fiber stringers
- Dual Racor fuel filters (engines and generators)
- Fireboy fire suppressant system
- Engine room sound and heat insulation
- Gelcoat bilges
- U-Lube oil change system
- LED engine room lighting
- Underwater exhaust
- AGM Batteries
- Air-Conditioned engine room and Beach Club (16,000 BTU)
- Naiad Stabilizers (Model 252)
- Twin A/C pumps
- Twin fresh water pumps
- Torrid water heater
- ElectroSea Clearline

ELECTRONICS

- Raymarine Axiom XL 22, 21.5" MFD (2) - Flybridge
- Raymarine Axiom XL 22, 21.5" MFD (1) - Wheelhouse
- Raymarine 12KW Magnum 6' Open Radar
- Raymarine EV-400 A/P w/ p70R Autopilot
- Raymarine SR200 Satellite Weather with SiriusXM and InfoLINK
- Raymarine i70s - Flybridge

- Raymarine ClearPulse Sonar Module
- Raymarine HS5-Raymarine
- Raymarine Ray90 VHF and AIS700
- Raymarine camera day/night dome (aft deck and engine room)
- FLIR thermal camera with pan and tilt
- KVH Tracvision 4K SAT TV
- KVH TracPhone V-SAT System
- DirecTV HD Receiver
- AIGEAN: AN-7000 Dual Band High Power Wifi
- GOST security and monitoring system
- Yacht Controller
- Quick chain counter
- Starlink Satellite System (2023)

BEACH CLUB/EXTENDED COCKPIT

The beach club is accessed via an extra larger hydraulic transom door off the swim platform and also from a hatch in the cockpit area. This space is configured with two comfortable lounging berths, a head with shower, hanging lockers and drawers, and ample storage.

- Samsung 24" LED TV
- Refrigerator
- Teak and holly floors
- Wet head
- Microwave
- Trash compactor
- Opening stainless steel windows (4)
- Air conditioning
- Large crew berths (2)

TENDER

Zar 12' with 60 HP Suzuki and Sunbrella cover

SAFETY GEAR

- Liferaft
- Lifesling
- PFDs
- EPIRB

EXCLUSIONS

- Owner's personal belongings, area rugs, salon ottomans, misc tools

Disclaimer

The Company offers the details of this vessel in good faith but cannot guarantee or warrant the accuracy of this information nor warrant the condition of the vessel. A buyer should instruct his agents, or his surveyors, to investigate such details as the buyer desires validated. This vessel is offered subject to prior sale, price change, or withdrawal without notice.



Salon View from Galley



Galley_Wheelhouse



Galley



Wheelhouse Helm



Helm Seat



Flybridge Access



Companionway Looking Aft



VIP Cabin



Mid Cabin



Beach Club



Tender



Port Walkway



Stbd Walkway



Foredeck



Foredeck Seating



Bow Pulpit



Lazarette



Custom Tool Storage




Port Crew Bunk




Stbd Crew Bunk



Crew Head




Engine Room Looking Aft



Fuel Manifold



Stbd Generator



Port Generator



Flybridge



Flybridge Helm



Flybridge Seating



Flybridge Seating



Lounging Deck



Semi-Enclosed Bridge